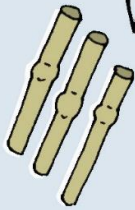


How to make an insect hotel



the express way!

What you need:



- hollow plant stems, like bamboo canes



- twigs and sticks



- string


- 1 Collect handfuls of stems, twigs and sticks.
- 2 Tie the bundles quite tightly in two places.

- 3 Post into a hedge / bush or hang in a sheltered place.




the deluxe way!

What you need:



- Small logs or untreated timber




- hollow plant stems, like bamboo canes

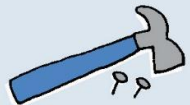


- twigs and sticks

An adult to help with tools:




- woodsaw



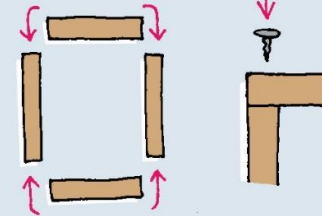
- nails and hammer or screwdriver and wood screws




- drill and 5mm wood bit



- 1 Make a wooden frame, fixing the wood with screws or nails.



- 2 Fill the frame with stems, twigs and sticks.



- 3 Fix a wire loop to the back of the frame and hang somewhere sheltered.

